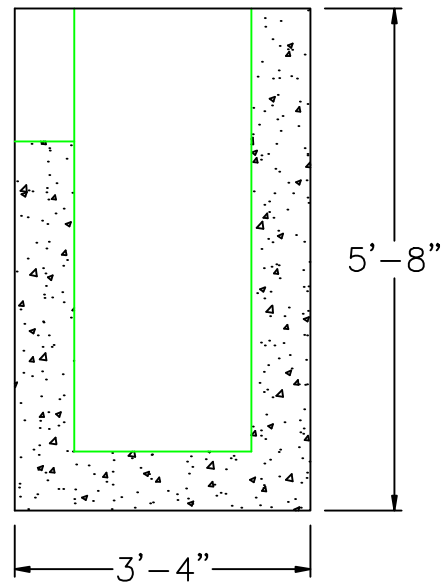
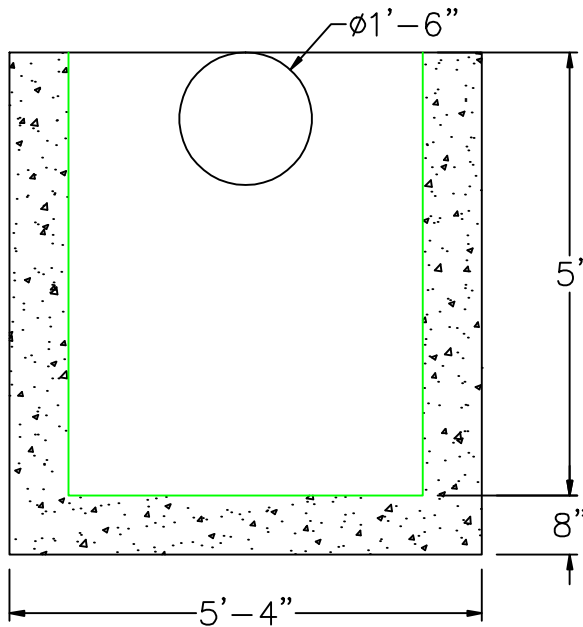
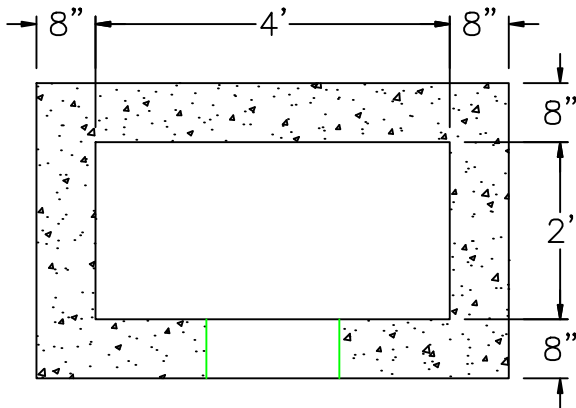


# 2'X4' DROP INLET



**NPCA**

Precast ... The Concrete Solution.



**DESIGN NOTES:**

1. CONCRETE 5,000 PSI @ 28 DAYS
2. REINFORCEMENT ASTM A-615 GRADE 60, 1" MIN. COVER
3. DESIGNED FOR H-20 LOADING

	FLOOR	VERT. FT	FLAT TOP
WEIGHT	1,750 lbs.	1,435 lbs.	
VOLUME		60 gal.	



SCITUATE RAY PRECAST  
 120 CLAY PIT ROAD  
 MARSHFIELD, MA 02050  
 PHONE # 1-800-440-0009  
 FAX # 781-837-4320

CONTRACTOR:		JOB NAME:	
DATE:	DRAWING: SRP-DI24	DRAWING BY: C.J. SCOTT	