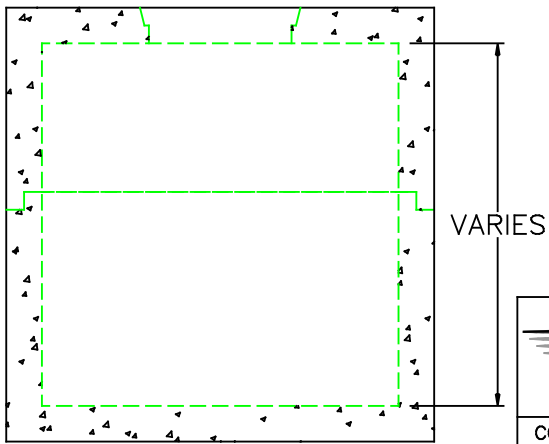

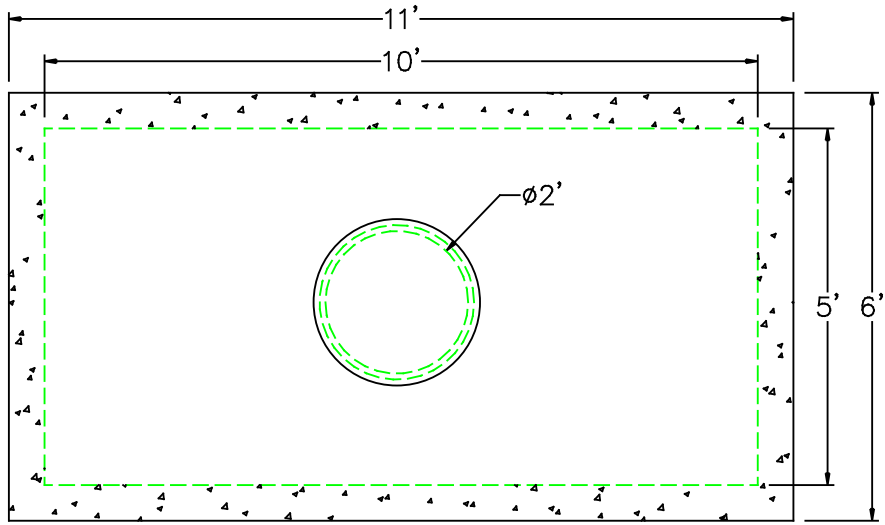


5' X 10' METER PIT



DESIGN NOTES:

1. CONCRETE 5,000 PSI. @ 28 DAYS
2. HS-20-44 LOADING WITH 12" TO 60" OF COVER
3. REINFORCING ASTM A-615 GRADE 60
4. CONST. JOINT TO HAVE MIN. 1" BUTYL SEALANT



SCITUATE RAY PRECAST
 120 CLAY PIT ROAD
 MARSHFIELD, MA 02050
 PHONE # 1-800-440-0009
 FAX # 781-837-4320

CONTRACTOR:

JOB NAME:

DATE:

DRAWING: SRP-MP510

DRAWING BY: C. J. SCOTT