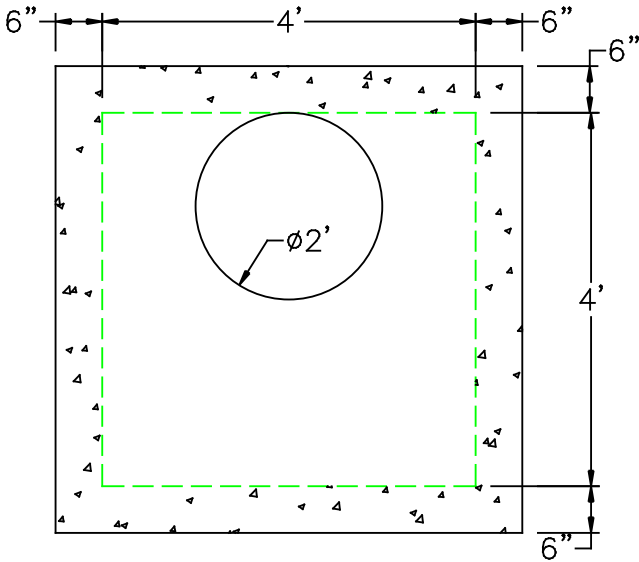


4' X 4' PUMP CHAMBER

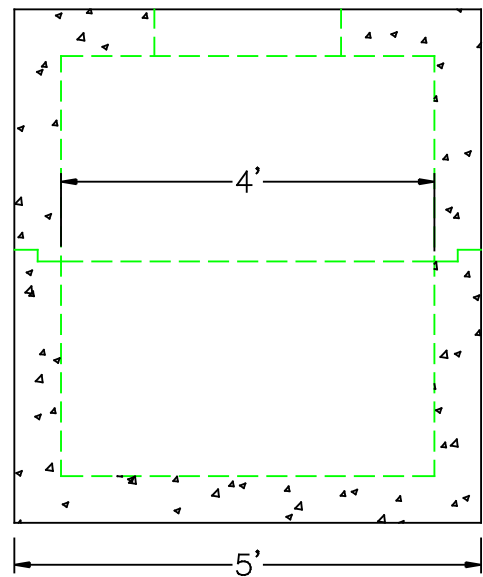
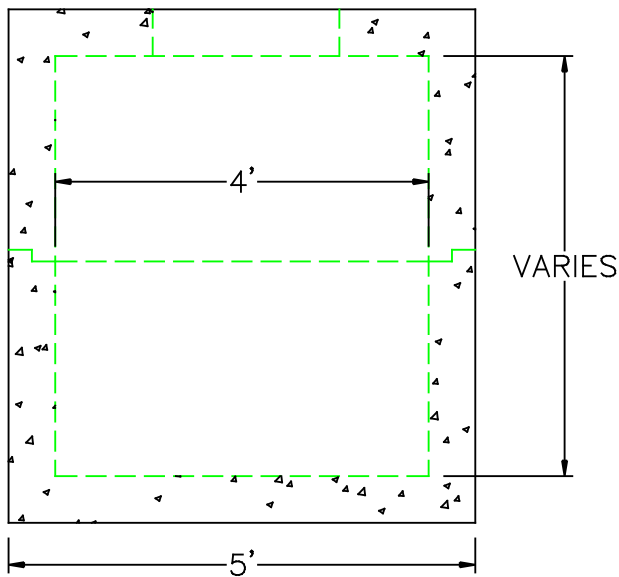


NPCA

Precast ... The Concrete Solution.

DESIGN NOTES:

1. CONCRETE 5,000 PSI
@ 28 DAYS
2. REINFORCEMENT ASTM A-615
GRADE 60, 1" MIN. COVER
3. DESIGNED FOR H-20 LOADING
4. OPENINGS AS REQUIRED



SCITUATE RAY PRECAST
120 CLAY PIT ROAD
MARSHFIELD, MA 02050
PHONE # 1-800-440-0009
FAX # 781-837-4320

CONTRACTOR:		JOB NAME:	
DATE:	DRAWING: SRP-PC44	DRAWING BY:	C. J. SCOTT